

ROOM FINISH SCHEDULE

ROOM NO.	ROOM NAME	FLOOR		WALL FINISH				CEILING		REMARKS
		FINISH	BASE	NORTH	SOUTH	EAST	WEST	FINISH	HEIGHT	
100	LOBBY	LVT	VINYL	G.B./PAINT	G.B./PAINT	G.B./PAINT	G.B./PAINT	G.B.	10'	
101	NOT USED									
102	MENS RM	LVT	VINYL	TILE	TILE	TILE	TILE	A.C.T. 1	8'6"	
103	WOMENS RM	LVT	VINYL	TILE	TILE	TILE	TILE	A.C.T. 1	8'6"	
104	BREAK ROOM	LVT/CONC	VINYL	G.B./PAINT	G.B./PAINT	G.B./PAINT	G.B./PAINT	G.B. / A.C.T. 1	10'	8'6" CLG AT SOFFIT AREA SEE RCP
105	HALLWAY	LVT	VINYL	G.B./PAINT	G.B./PAINT	G.B./PAINT	G.B./PAINT	A.C.T. 1	8'6"	
106	OFFICE 1	CARPET	VINYL	G.B./PAINT	G.B./PAINT	G.B./PAINT	G.B./PAINT	G.B.	10'	
107	STORAGE	CONC	VINYL	G.B./PAINT	G.B./PAINT	G.B./PAINT	EXIST. MTL	G.B.	VAULTED	FRP PANEL TO 6' AFF AT MOP SINK
108	OFFICE 2	CARPET	VINYL	G.B./PAINT	G.B./PAINT	G.B./PAINT	G.B./PAINT	G.B.	10'	
109	COVERED PORCH	CONC						WOOD	SLOPED	
110	OFFICE 3	CARPET	VINYL	G.B./PAINT	G.B./PAINT	G.B./PAINT	G.B./PAINT	G.B.	10'	
201	SCALE HOUSE	CONC	VINYL	G.B./PAINT	G.B./PAINT	G.B./PAINT	G.B./PAINT	WOOD	10'	

SEE TECHNICAL SPECIFICATIONS FOR PRODUCT INFORMATION

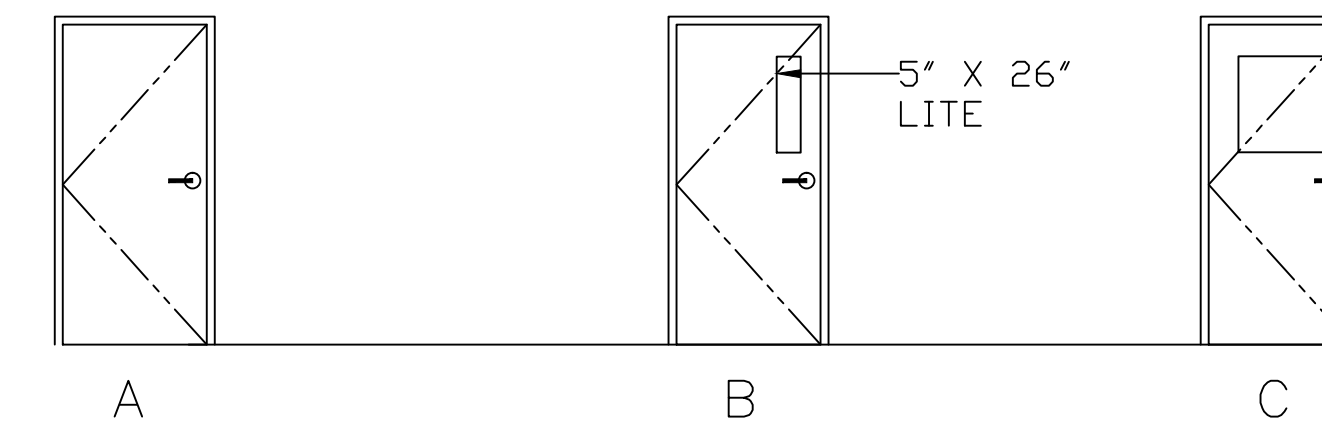
CONC FINISHED CONCRETE FLOOR: COLOR AS SELECTED BY OWNER
 OPTION: STAMPED CONCRETE: WOOD PLANK, AT FRONT PATIO AREA (COVERED AND UNCOVERED) FINISH ADA ACCESSIBLE

LVT LUXURY VINYL TILE
 G.B. GYPSUM BOARD
 CARPET CARPET TILE: SEE SPEC
 FRP FIBER REINFORCED PLASTIC PANEL
 WOOD T1-11 W/ 4" GROOVE AT EAVES AND PORCH CEILING

ACOUSTICAL CEILING TILE SYSTEM
 A.C.T. 1 BAROQUE CUSTOMLINE: BQCL-224, REVEAL
 A.C.T. 2 BAROQUE: BET-197, TRIM

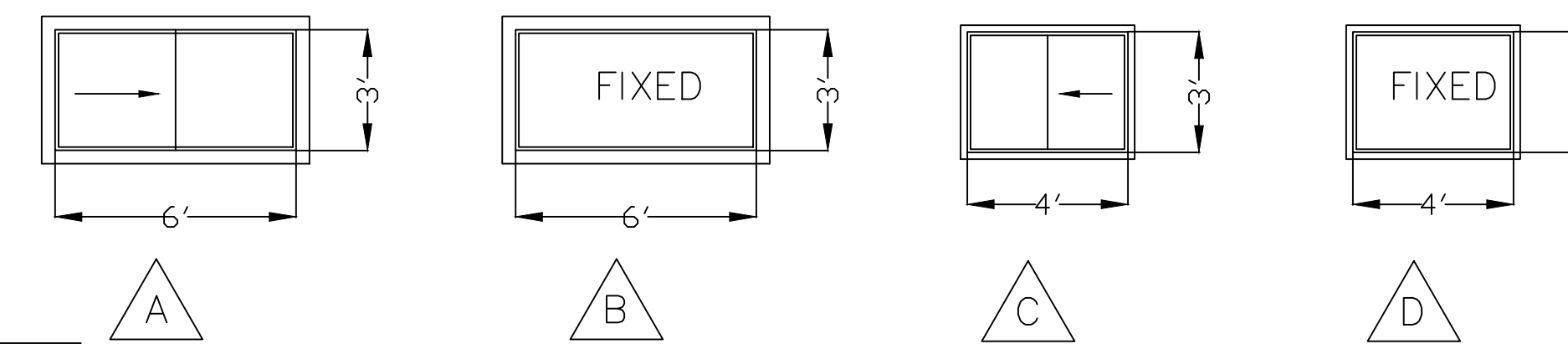
SEE TECHNICAL STANDARDS FOR MATERIAL SPECIFICATIONS

VERIFY ALL DOOR SWINGS & ORIENTATION W/ PLANS AND OWNER PRIOR TO ORDERING.



DOOR TYPES

AS VIEWED FROM EXTERIOR



ALL WINDOWS TO HAVE SECURITY SHUTTERS, SEE TECHNICAL SPEC

WINDOW TYPES

DOOR / HARDWARE SCHEDULE

DOOR NO.	ROOM NAME	DOOR				FRAME	HARDWARE GROUP			REMARKS
		WIDTH	HEIGHT	THK	TYPE	MATERIAL / FINISH	HARDWARE GROUP	SECURITY CARD ACCESS		
100	LOBBY EXTERIOR	3'-0"	6'-8"	1 3/4"	B	H.M. / PAINT	2	Y		
101	STORAGE RM EXTERIOR	3'-0"	6'-8"	1 3/4"	A	H.M. / PAINT	2			
102	MENS RM	3'-0"	6'-8"	1 3/4"	A	H.M. / PAINT	5			
103	WOMENS RM	3'-0"	6'-8"	1 3/4"	A	H.M. / PAINT	5		NEW DOOR SLAB ONLY, EXIST. FRAME	
104	BREAK ROOM	3'-0"	6'-8"	1 3/4"	B	H.M. / PAINT	3			
105	HALLWAY	3'-0"	6'-8"	1 3/4"	B	H.M. / PAINT	3	Y		
106	OFFICE 1	3'-0"	6'-8"	1 3/4"	A	H.M. / PAINT	1			
107	STORAGE ROOM	3'-0"	6'-8"	1 3/4"	A	H.M. / PAINT	4			
108	OFFICE 2	3'-0"	6'-8"	1 3/4"	A	H.M. / PAINT	1			
109	STORAGE RM EXTERIOR	3'-0"	6'-8"	1 3/4"	A	H.M. / PAINT	2	Y		
110	BREAK ROOM EXTERIOR	3'-0"	6'-8"	1 3/4"	A	H.M. / PAINT	2	Y		
111	OFFICE 3	3'-0"	6'-8"	1 3/4"	A	H.M. / PAINT	1			

SEE TECH SPEC FOR DOOR AND FRAME CONSTRUCTION

WINDOW SCHEDULE

LETTER	ROOM NAME	WINDOW				FRAME	HARDWARE GROUP			REMARKS
		WIDTH	HEIGHT	THK	TYPE	MATERIAL / FINISH	LAMINATED GLASS	LOCKING		
A	OFFICE(S) AND BREAK ROOM	6'-0"	3'-0"	1/4"	A	H.M. / PAINT	YES	YES	OPERABLE	
B	SCALE HOUSE	6'-0"	3'-0"	1/4"	B	H.M. / PAINT	YES	NA	FIXED	
C	SCALE HOUSE	4'-0"	3'-0"	1/4"	C	H.M. / PAINT	YES	YES	TRANSACTION WINDOW	
D	OFFICE	4'-0"	3'-0"	1/4"	D	H.M. / PAINT	YES	NA	FIXED	

SEE WINDOW ELEVATION DRAWINGS AND TECH SPEC

FRAME TYPES / FINISH	
H.M.	HOLLOW METAL
S.C.	SOLID CORE WOOD
STL	STEEL
WD	WOOD

HARDWARE GROUPS

See drawings for Door Schedule w/ hardware identified

GROUP 1: OFFICE / CONFERENCE ROOM

Leverset: 175RAB Lever Lockset, F109
 Hinges

GROUP 2: EMERGENCY EGRESS / SECURED ENTRY

Panic Hardware
 Deadbolt
 Hinges
 Closer
 Threshold
 Weatherseal gasket
 Kickplates
 Card reader access

GROUP 3: PASSAGE / SECURED ACCESS

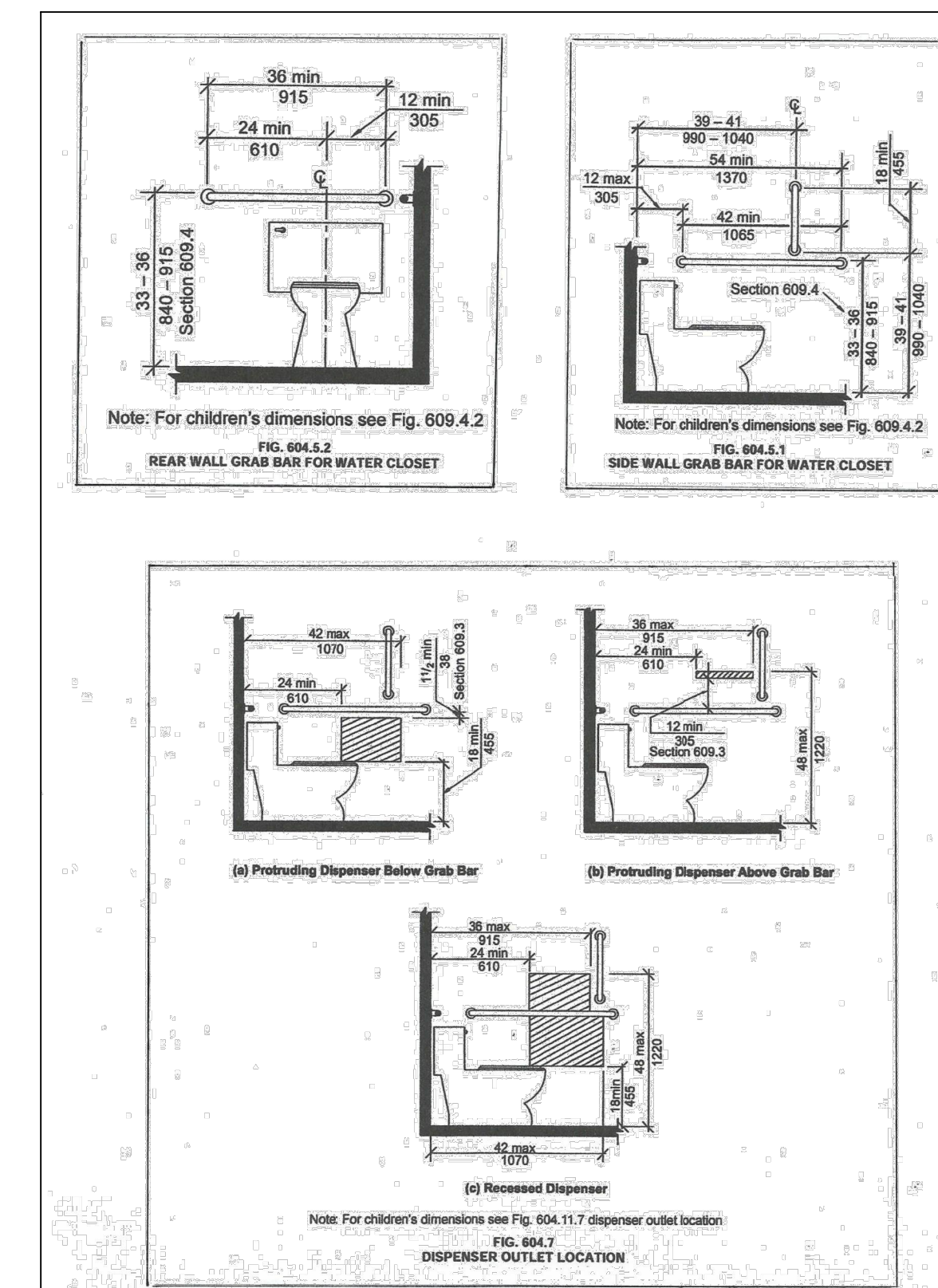
Leverset: 175RAB Lever Lockset, F109
 Hinges
 Kickplates
 Closer(s)
 Card reader access (No card access at DR 104 Breakroom)

GROUP 4: STORAGE ROOM

Keypad Lock: Schlage CO-100-CY-70-KP-RHO-626-P6
 Hinges
 Kickplates

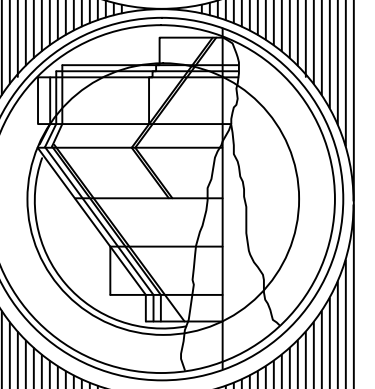
GROUP 5: RESTROOM

Lockset with lever handle
 175 Leverset 175L, F75
 Closer
 Hinges
 Kickplates




ADA WC GRAB BARS

CARYN J. PAIGE, ARCHITECT
 CANYON COUNTRY DESIGN INC.
 YOUNG, AZ



RUSSELL GULCH LANDFILL
 OFFICES / SCALEHOUSE



A10